

## MAJOR EQUIPMENT

Engine		Petrol
		1.0L DUALJET
Drive system		2WD
Transmission		5MT
Number of doors		5
Seating capacity		5
Grade		GLX
<b>CHASSIS</b>		
Tyres and wheels	145/80R13 + steel wheels with full wheel cover	S
Spare tyre and wheel	145/80R13 + steel wheel	S
<b>EXTERIOR</b>		
Bumper	Body coloured	S
Front grille	Black	S
Outside door handles	Black	-
	Body coloured	S
<b>VISIBILITY</b>		
Headlamps	Halogen multireflector	S
Wipers	Front: 2-speed + washer + intermittent	S
Outside door mirrors	Black	-
	Body coloured	S
	Manual adjust	-
	Internally adjustable	S
Day/night rearview mirror	Manual dimming	S
<b>STEERING AND INSTRUMENT PANEL</b>		
3-spoke steering wheel	Urethane	S
	With audio controls	S
Power steering		S
Information display	Segment display	S
	Digital clock	S
	Fuel consumption gauge (instantaneous/average)	S
Light-off reminder	Alarm	S
Key reminder	Alarm	S
Driver's seatbelt reminder	Lamp & alarm	S
Passenger's seatbelt reminder	Lamp & alarm	S
<b>DRIVING AMENITIES</b>		
Electric windows	Front	S
Central door locking		S
Remote-control door locks	With hazard lamp answer back function	S
Air conditioner	Manual	S
Heater		S
Audio	Antenna	S
	Speaker X 2	S
	1 DIN pocket + 1 DIN garnish	S
	7-inch display audio + Bluetooth®	O <sup>1</sup>

Engine		Petrol
		1.0L DUALJET
Drive system		2WD
Transmission		5MT
Number of doors		5
Seating capacity		5
Grade		GLX
<b>INTERIOR</b>		
Cabin lights	Front cabin light (3-position)	S
Sun visors	Driver's side	S
	Passenger's side	S
Assist grips	Passenger's side	S
	Rear X 2	S
Cup holder	Front X 2	S
Bottle holder	Front X 2	S
USB socket		O <sup>1</sup>
12V accessory socket		S
Remote fuel lid opener lever		S
Storage pockets	Front door	S
<b>SEATS</b>		
Front seats	Head restraints (Integrated type)	S
Rear seats	Bench seat	S
	Head restraints x 2 (Separate type)	S
Seat upholstery material	PVC + Fabric	S
<b>LUGGAGE AREA</b>		
Luggage shelf		S
<b>SAFETY AND SECURITY</b>		
ABS		S
ESP®		S
Parking sensors	Rear	S
Daytime running lights		S
SRS front airbags	Driver's side	S
	Passenger's side	S
Seatbelts	Front: 3-point ELR seatbelts with pretensioner	S
	Rear: 3-point ELR seatbelts x 2 + 2-point seatbelt	S
ISOFIX lower anchorages	x2	S
ISOFIX top tether anchorages	x2	S
Childproof rear door locks		S
High-mount stop lamp		S
Immobiliser		S

S: Standard - : Not Available O<sup>1</sup> : Set option  
 Specifications and equipment are subject to change without prior notice.  
 \*Bluetooth is a registered trademark of Bluetooth SIG, Inc.  
 \*\*ESP® is a registered trademark of Mercedes-Benz Group AG.  
 The ESP® is designed to help keep the car under control. However, its effectiveness depends on driving conditions and the state of the road surface. If the tyres exceed their grip limit and the wheels start to spin or skid, it may not be fully effective.

All information provided is for general informational purposes only. All information is provided in good faith, however we make representation or warranty of any kind, express or implied regarding the accuracy, adequacy, validity, reliability, availability completeness of any information.

**7** YEARS **150,000** KM WARRANTY



Bagatelle Motor City - Mauritius  
 T (230) 206 4300 | www.suzuki.mu



# ALTO

## Major Specifications and Equipment



**7** YEARS **150,000** KM WARRANTY



# LINEUP

## GLX



# BODY COLOURS



Speedy Blue Metallic



Sizzling Red Metallic



White



Silky Silver Metallic



Granite Grey Metallic




Midnight Black Pearl

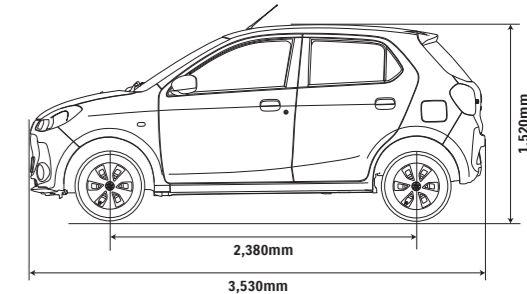
# MAJOR SPECIFICATIONS

Engine	Petrol	
Drive system	1.0L DUALJET	
Number of doors	2WD	
	5	
<b>DIMENSIONS</b>		
Overall length	mm	3,530
Overall width	mm	1,490
Overall height	mm	1,520
Wheelbase	mm	2,380
Tread	mm	1,315
	mm	1,320
	m	4,5
<b>CAPACITIES</b>		
Seating capacity	persons	5
Luggage capacity*	litres	214
Fuel tank capacity	litres	27
<b>ENGINE</b>		
Type	K10C	
Number of cylinders	3	
Number of valves	12	
Piston displacement	cm <sup>3</sup>	998
Bore x stroke	mm	73.0 x 79.5
Compression ratio	11.5±0.3	
Maximum output	kW/rpm	49/5,500
Maximum torque	N·m/rpm	89/3,500
Fuel distribution	Multipoint injection	
<b>TRANSMISSION</b>		
Type	5MT	
Gear ratio		
	1 <sup>st</sup>	3.545
	2 <sup>nd</sup>	1.864
	3 <sup>rd</sup>	1.240
	4 <sup>th</sup>	0.906
	5 <sup>th</sup>	0.697
	Reverse	3.273
Final gear ratio	4.294	
<b>CHASSIS</b>		
Brakes	Front	Ventilated Disc
	Rear	Drum
Suspension	Front	Mac Pherson Strut
	Rear	Torsion beam
		145/80R13
<b>Tires</b>		
<b>WEIGHTS</b>		
Kerb weight (min./with full option)	kg	733
Gross vehicle weight	kg	1,150

This specification is tentative and subject to change without prior notice.  
 \*Manufacturer data  
 Specifications may vary for individual markets.




1,315mm



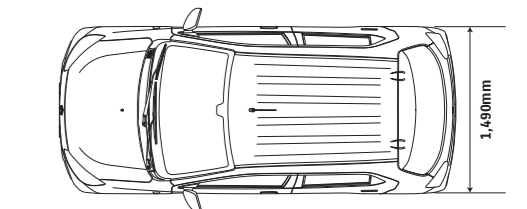
1,520mm

2,380mm

3,530mm



1,320mm



1,490mm

